

CLASSIC CREAM TRAVERTINE



Concrete Pavers • Stone Pavers • Tiles • Garden Walls & Edging
Retaining Walls • Concrete Sleepers • Concrete Blocks • Wall Cladding

CLASSIC CREAM TRAVERTINE



FEATURES

- Elegant, unique and timeless
- Cool under foot
- Slip resistant
- Free samples available

SUITABLE FOR

- Indoor and outdoor applications
- Pool safe (salt resistant)
- Courtyards, entertaining areas and patios
- Patios and alfresco

Specifications	Size	No. per m ²	Weight per m ²	m ² per pallet OR unit
Tile	600 x 300 x 12mm	5.55	32kg	28.8
Paver	600 x 300 x 30mm	5.55	78.18kg	11.88
French Pattern	Avail. 12 & 30mm	N/A	32 - 78kg	38.5 - 16.28
Bullnose & Aris Edge	600 x 300 x 30mm	N/A	14kg each	N/A
Drop Face	600 x 300 x 30/70mm	N/A	17kg each	40

COLOUR RANGE*

Classic Cream



*Colours are an indication only. Always sight physical product colour samples before purchase. Due to thickness variations of natural stone we recommend laying with a 3mm gap using a tile spacer on a soft sand base. See our *How To Lay Wet Cast Concrete Pavers and Natural Stone Pavers on Sand* guide for details.



www.australianpaving.com.au


  [australianpavingcentre](https://www.australianpavingcentre.com.au)

UNIFORM
APPEARANCE




V1

SLIGHT
APPEARANCE




V2

MODERATE
APPEARANCE



V3

SUBSTANTIAL
APPEARANCE



V4